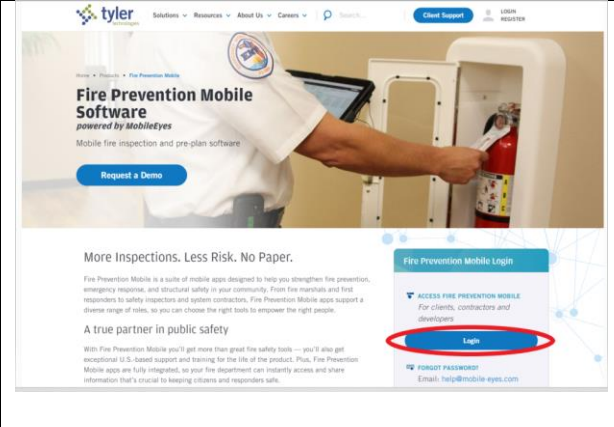
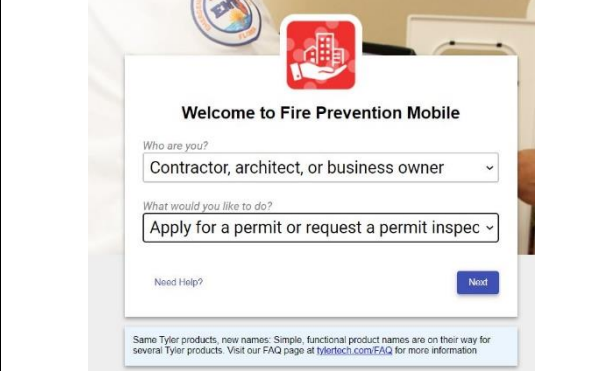

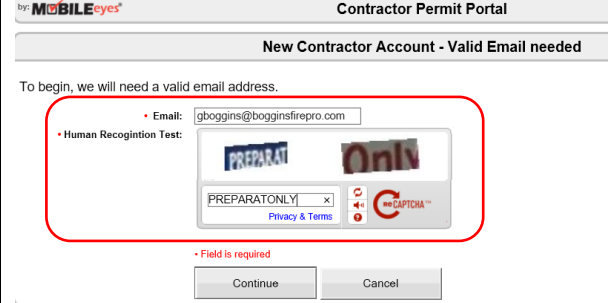
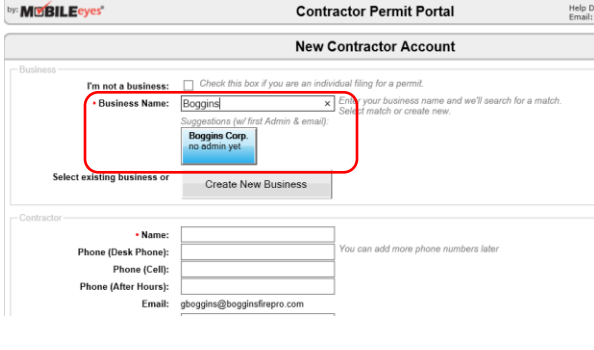
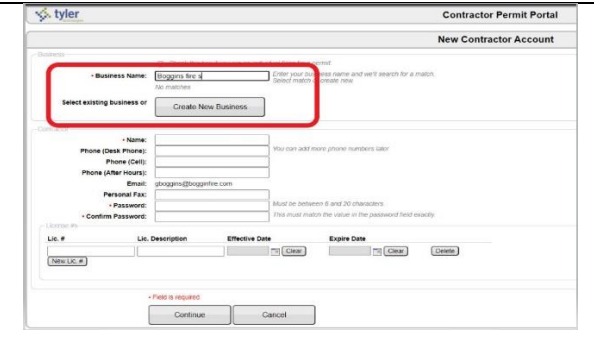
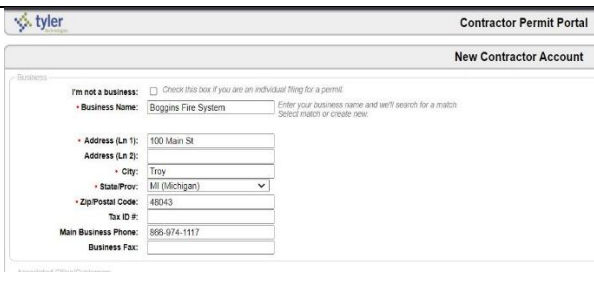
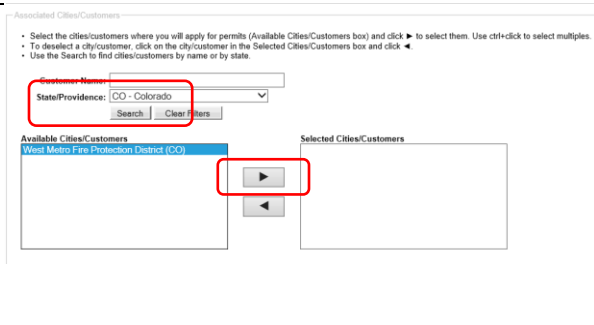
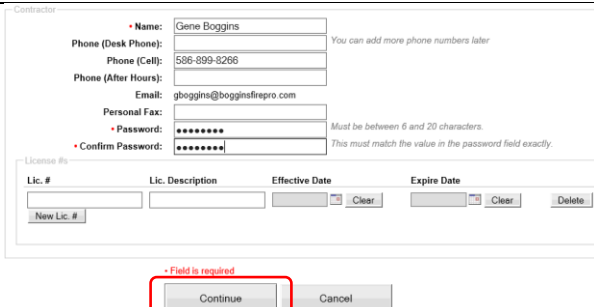


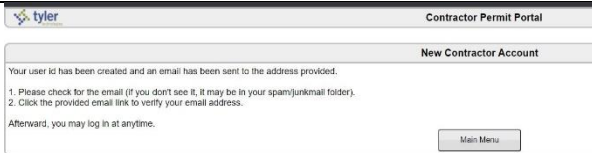
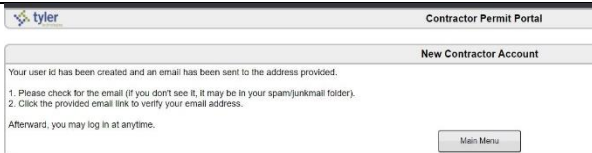

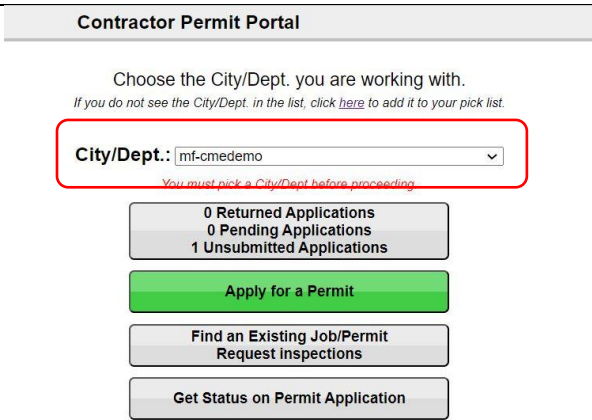
Process: Using the Fire Prevention Mobile Permit Portal

Procedure: Creating a portal account.

Date Created/Updated: 07/07/23

<p>1</p>	<p>Go to www.mobile-eyes.com.</p> <p>Click <i>Login</i>.</p>	
<p>2</p>	<p>Select “Contractor, architect, or business owner” in the first box.</p> <p>Select “Apply for a permit or request a permit inspection” in the second box.</p> <p>Then click <i>Next</i>.</p>	
<p>3</p>	<p>Click <i>Create Account</i>.</p>	
<p>4</p>	<p>Enter your email address.</p> <p>Enter the Human Recognition Test.</p> <p>Click <i>Continue</i>.</p>	

<p>5</p>	<p>Enter your business name. As you type, existing businesses will appear as blue buttons. These are businesses linked to accounts that have already been created by others at your company.</p> <p>If you see your company's name, click on it. This will link you to your company.</p>	
<p>6</p>	<p>If not, enter your business name and click <i>Create New Business</i>.</p>	
<p>7</p>	<p>Enter your business information. Fields with red asterisks are required.</p>	
<p>8</p>	<p>Scroll down and find the communities / AHJs that you will be working with.</p> <p>Select "CA - California" from the <i>State/Providence</i> tab.</p> <p>Select "Sacramento Metro Fire" from the <i>Available Cities/Customers</i> and click the arrow to add to your agency list.</p>	
<p>9</p>	<p>Scroll down further and enter your personal contact information. Create a password.</p> <p>Enter your license information.</p> <p>Click <i>Continue</i>.</p>	

<p>10</p>	<p>Fire Prevention Mobile will send you a verification email.</p> <p>Go to your email and click on the link to verify your email address.</p>	
<p>11</p>	<p>Once you have verified your email address, return to the permit portal and click <i>Log On</i>.</p>	
<p>12</p>	<p>Enter your email and password.</p> <p>If you are using your own computer, check the <i>Remember Me</i> box.</p> <p>Click <i>Continue</i>.</p>	
<p>13</p>	<p>On the permit portal home screen, select "Sacramento Metro Fire" for the <i>City/Dept.</i> you are working with.</p>	
<p>14</p>	<p>Then watch the short help videos.</p>	